

ATTENZIONE!

Togliere la corrente prima di eseguire qualsiasi collegamento elettrico o sostituire le lampadine.

- 1) Fissare a parete la staffa **A** ed eseguire il collegamento elettrico della linea di alimentazione al morsetto posto all'interno della scatola **B**.
- 2) Fissare la scatola **B** alla staffa **A** avvitando la pallina **C** poi il vetro con le viti **D**.

WARNING!

Switch off the current before connecting or relamping.

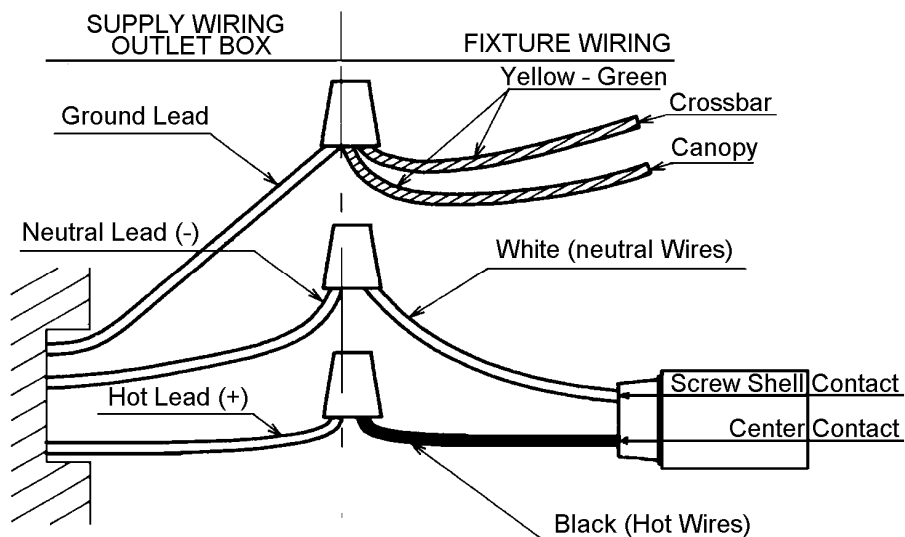
- 1) Mount mounting bracket **A** to wall and connect supply wires to terminal box inside socket cover **B**.
- 2) Secure socket cover **B** to mounting bracket **A** by screwing cap nut **C** then attach glass shade with shade mounting screws **D**.

(USA) WARNING!

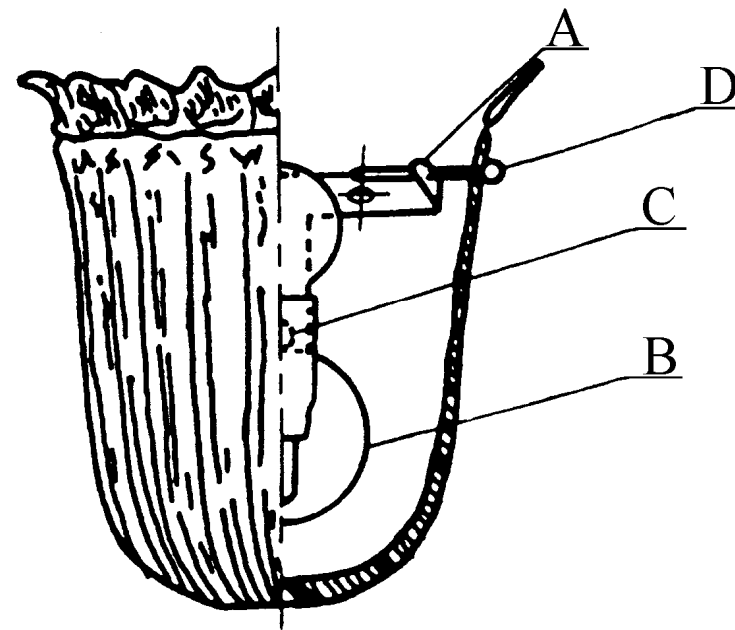
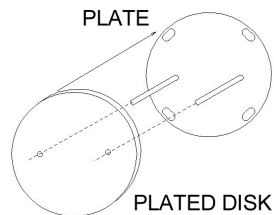
Switch off the current before connecting or relamping.

- 1) Mount mounting bracket **A** with crossbar to outlet box, and connect ground supply wire to ground (yellow/green) fixture wire then Black to line (Black) and White to White with wirenut (*see circuit diagram*).
- 2) Tuck wire into outlet box and secure socket cover **B** with cap nuts **C** then attach glass shade with shade mounting screws **D**.

CIRCUIT DIAGRAM



Only USA Version



FANALE VENEZIANO

Applique / Wall sconce

- | | |
|-------------------------------------|-------------------------------------|
| <input type="checkbox"/> 4428/02/DO | <input type="checkbox"/> 4428/02/PO |
| <input type="checkbox"/> 4428/02/OO | <input type="checkbox"/> 4428/02/RO |
| <input type="checkbox"/> 4428/02/OB | |

Altezza/height	21 cm – 8 1/4"
Larghezza/width	21 cm – 8 1/4"
Profondità/depth	10 cm – 4"
Peso/weight	1 Kg – 2,2 lb

- | | |
|-------------------------------------|------------------------------------|
| <input type="checkbox"/> 100 - 120V | <input type="checkbox"/> 220- 240V |
| 50Hz / 60Hz | 50Hz / 60Hz |

N° 1 x max 60W

- | | |
|------------------------------|---|
| <input type="checkbox"/> E14 | <input type="checkbox"/> E12(candelabra base) |
|------------------------------|---|

Cl. I

lampadina chiara/clear bulb: DO OO

lampadina opale/white bulb: OB RO PO



Agg.: 22/12/2015